



+ Create Survey

Own your brand with our white label surveys. Upgrade to PLATINUM →

# Infant Toddler Care Survey for Employees

Summary → Design Survey → Collect Responses → Analyze Results



## CURRENT VIEW



+ FILTER + COMPARE + SHOW

### No rules applied



Rules allow you to FILTER, COMPARE and SHOW results to see trends and patterns. [Learn more »](#)

## SAVED VIEWS (1)



Original View (No rules applied)

+ Save as...

## EXPORTS



## SHARED DATA



### No shared data

Sharing allows you to share your survey results with others. You can share all data, a saved view, or a single question summary. [Learn more »](#)

Share All

RESPONDENTS: 335 of 335

Export All

Share All



Question Summaries



Data Trends



Individual Responses

PAGE 1

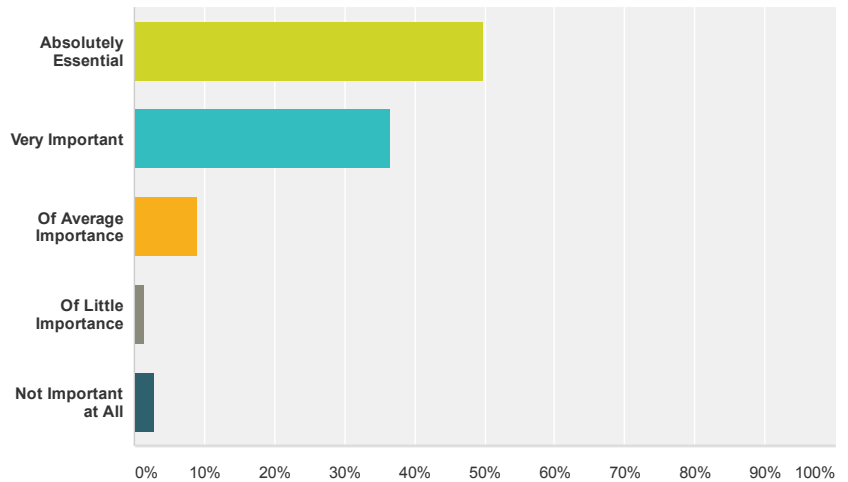
Q1

Customize

Export

## How important do you feel it is for the District to pursue providing infant-toddler care at a reduced rate for its employees?

Answered: 334 Skipped: 1



Answer Choices	Responses
▼ Absolutely Essential	50.00% 167
▼ Very Important	36.53% 122
▼ Of Average Importance	8.98% 30
▼ Of Little Importance	1.50% 5
▼ Not Important at All	2.99% 10
Total	334

[Comments \(34\)](#)

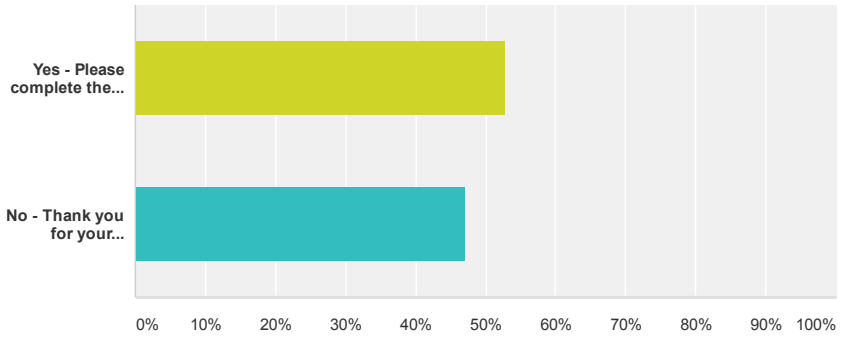
Q2

Customize

Export

## Do you currently have or are you planning to have children in the 0 – 3 years age group in the next 3 years?

Answered: 333 Skipped: 2



Answer Choices	Responses
Yes - Please complete the remaining survey questions.	52.85% 176
No - Thank you for your participation.	47.15% 157
Total	333

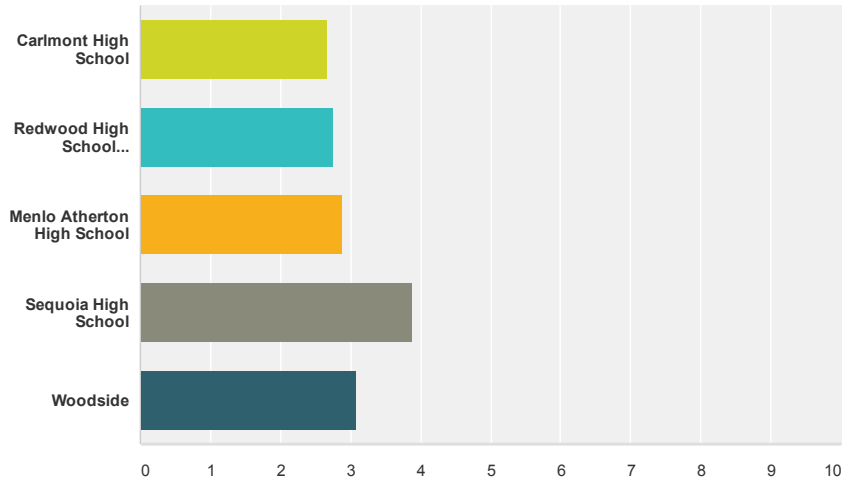
[Comments \(10\)](#)

Q3

[Customize](#) [Export](#)

### Please rank your preferences from 1 – 5 regarding location for possible infant-toddler care.

Answered: 205 Skipped: 130



	1	2	3	4	5	Total	Score
Carlmont High School	23.21% 39	11.90% 20	11.90% 20	16.07% 27	36.90% 62	168	2.68
Redwood High School (includes student parents)	11.59% 19	21.95% 36	19.51% 32	24.39% 40	22.56% 37	164	2.76
Menlo Atherton High School	20.00% 34	13.53% 23	23.53% 40	20.59% 35	22.35% 38	170	2.88
Sequoia High School	36.67% 66	32.78% 59	17.78% 32	8.33% 15	4.44% 8	180	3.89

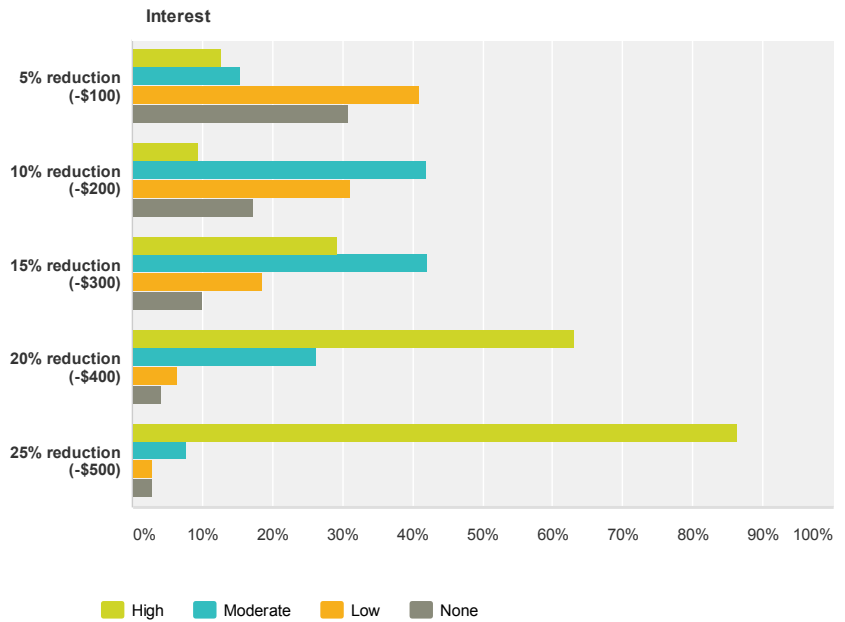
▼ Woodside	20.59% 35	18.24% 31	23.53% 40	23.53% 40	14.12% 24	170	3.08

Q4

Customize Export

Although the District will make every effort to maximize the rate reduction for employees, that will depend upon the contract with the daycare provider. Please indicate below your interest in District provided infant-toddler care for the following rate reductions. The amount in parentheses is based on a non-subsidized monthly cost of \$2000 for full time care.

Answered: 180 Skipped: 155



Interest					
	High	Moderate	Low	None	Total
▼ 5% reduction (-\$100)	12.68% 18	15.49% 22	40.85% 58	30.99% 44	142
▼ 10% reduction (-\$200)	9.42% 13	42.03% 58	31.16% 43	17.39% 24	138
▼ 15% reduction (-\$300)	29.29% 41	42.14% 59	18.57% 26	10.00% 14	140
▼ 20% reduction (-\$400)	63.12% 89	26.24% 37	6.38% 9	4.26% 6	141
▼ 25% reduction (-\$500)	86.39% 146	7.69% 13	2.96% 5	2.96% 5	169

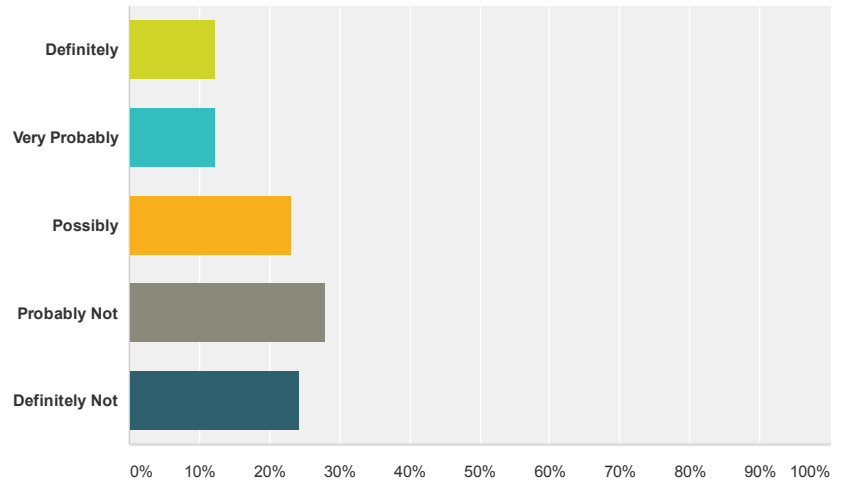
[Comments \(23\)](#)

Q5

Customize Export

## If this service becomes available at Carlmont for the 2017 – 2018 school year, how likely are you to be interested in it?

Answered: 203 Skipped: 132



Answer Choices	Responses
Definitely	12.32% 25
Very Probably	12.32% 25
Possibly	23.15% 47
Probably Not	28.08% 57
Definitely Not	24.14% 49
Total	203
<a href="#">Comments (53)</a>	

Community: [Developers](#) • [Facebook](#) • [Twitter](#) • [LinkedIn](#) • [Our Blog](#) • [Google+](#) • [YouTube](#)

About Us: [Leadership Team](#) • [Board of Directors](#) • [Integrations](#) • [Newsroom](#) • [Office Locations](#) • [Jobs](#) • [Sitemap](#) • [Help](#)

Policies: [Terms of Use](#) • [Privacy Policy](#) • [Anti-Spam Policy](#) • [Security Statement](#) • [Email Opt-In](#) • [Accessibility](#)



Language: [English](#) • [Español](#) • [Português](#) • [Deutsch](#) • [Nederlands](#) • [Français](#) • [Русский](#) • [Italiano](#) • [Dansk](#) • [Svenska](#) • [日本語](#) • [한국어](#) • [中文\(繁體\)](#) • [Türkçe](#) • [Norsk](#) • [Suomi](#)

